



SCHOOL REPORT

BETANCES STEM MAGNET SCHOOL

STAFF SURVEY, SPRING 2014


PARENT AND COMMUNITY INVOLVEMENT

1. This school fails to involve parents in most school events or activities.

Responded Favorably

96%

Distribution of Scores
(# of responses)



District Average

79%

2. At this school, it is difficult to overcome the cultural barriers between teachers and parents.

Responded Favorably

100%

Distribution of Scores
(# of responses)



District Average

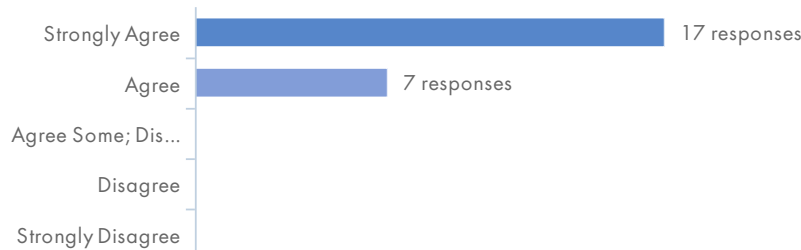
67%

3. This school is a welcoming and inviting place for parents.

Responded Favorably

100%

Distribution of Scores
(# of responses)



District Average

80%



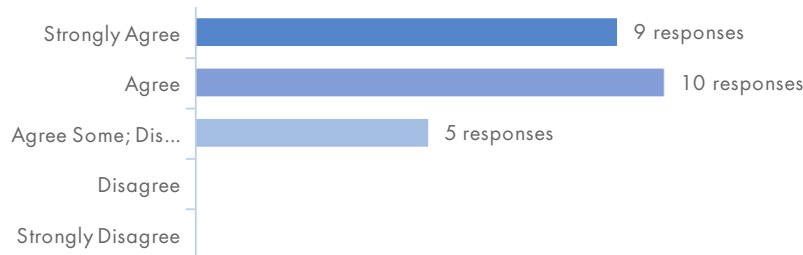
PARENT AND COMMUNITY INVOLVEMENT (CONTINUED)

4. Adults in the community support this school.

Responded Favorably

79%

Distribution of Scores
(# of responses)



District Average


63%

5. Lots of parents come to events at this school.

Responded Favorably

96%

Distribution of Scores
(# of responses)



District Average

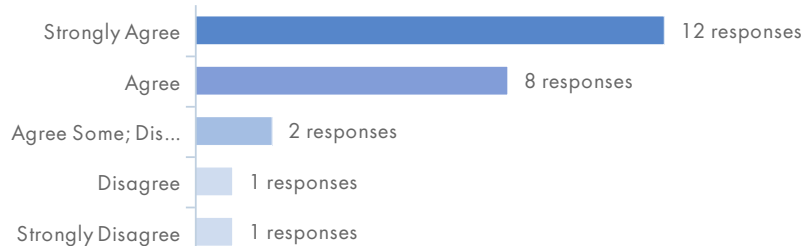
48%

6. Adults in the community encourage youth to take school seriously.

Responded Favorably

83%

Distribution of Scores
(# of responses)



District Average

64%



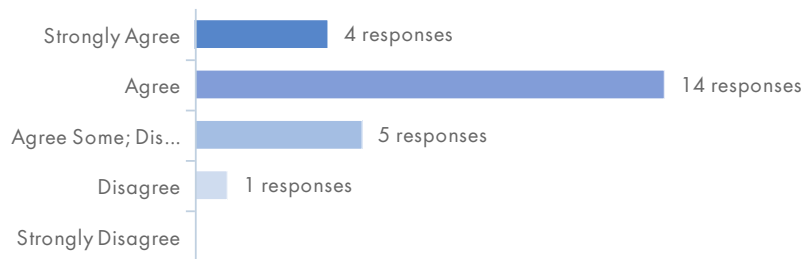
PARENT AND COMMUNITY INVOLVEMENT (CONTINUED)

7. Adults in the community know what goes on inside schools.

Responded Favorably

75%

Distribution of Scores
(# of responses)



District Average

47%



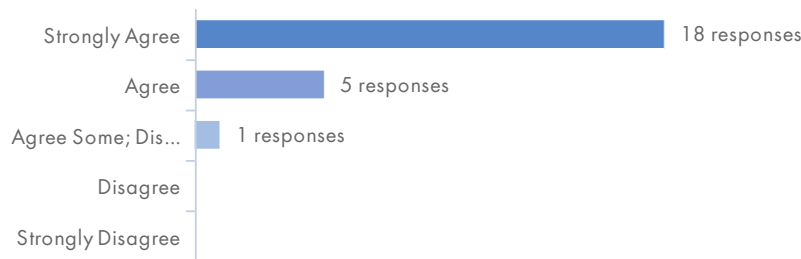
SCHOOL SAFETY

8. I am safe at my school.

Responded Favorably

96%

Distribution of Scores
(# of responses)



District Average

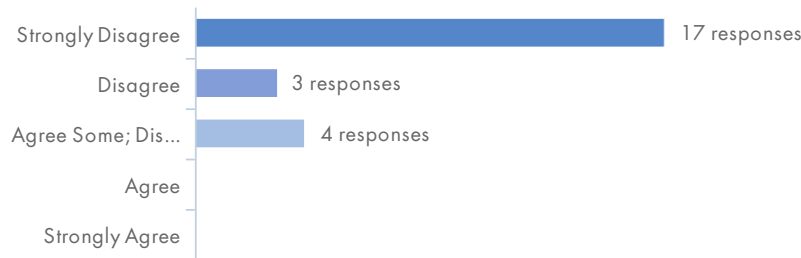
80%

9. This school is being ruined by bullies.

Responded Favorably

83%

Distribution of Scores
(# of responses)



District Average

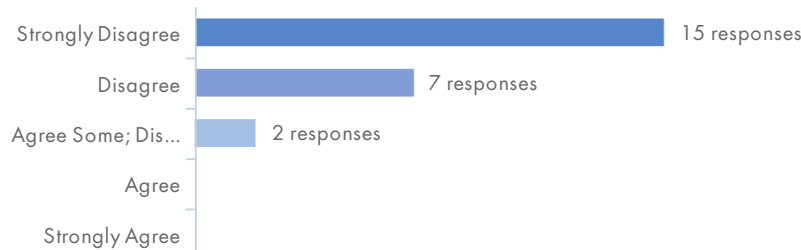
74%

10. This school is badly affected by crime and violence in the community.

Responded Favorably

92%

Distribution of Scores
(# of responses)



District Average

71%



SCHOOL SAFETY (CONTINUED)

11. Gang members make this school dangerous.

Responded Favorably

100%

Distribution of Scores
(# of responses)



District Average

86%

12. Crime and violence are or should be major concerns at school.

Responded Favorably

88%

Distribution of Scores
(# of responses)



District Average

58%



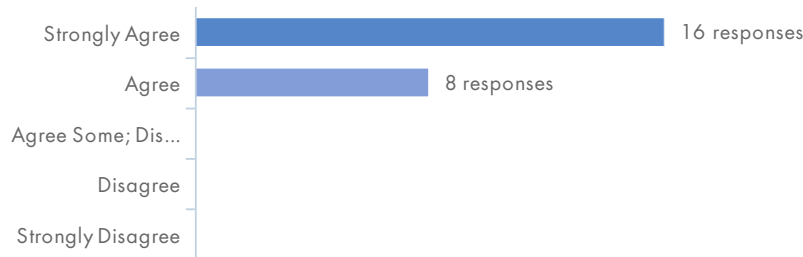
RESPECTFUL CLIMATE

13. At this school, students and teachers get along really well.

Responded Favorably

100%

Distribution of Scores
(# of responses)



District Average

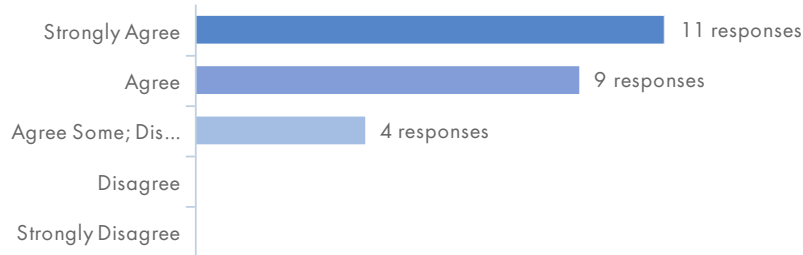
76%

14. Students in this school help each other, even if they are not friends.

Responded Favorably

83%

Distribution of Scores
(# of responses)



District Average

59%

15. Teachers and students treat each other with respect in school.

Responded Favorably

100%

Distribution of Scores
(# of responses)



District Average

62%



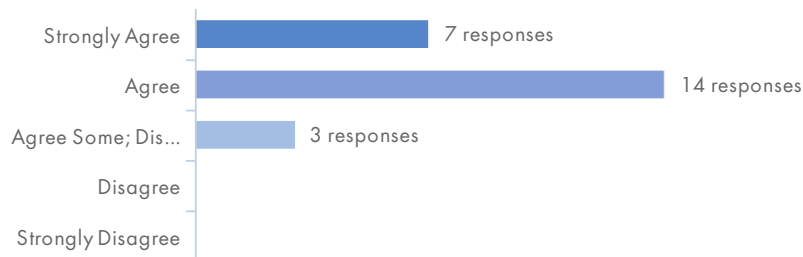
RESPECTFUL CLIMATE (CONTINUED)

16. Students in this school treat each other with respect.

Responded Favorably

88%

Distribution of Scores
(# of responses)



District Average

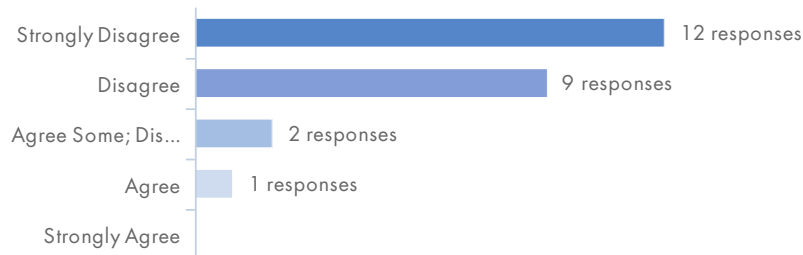
48%

17. The students in this school don't really care about each other.

Responded Favorably

88%

Distribution of Scores
(# of responses)



District Average

68%



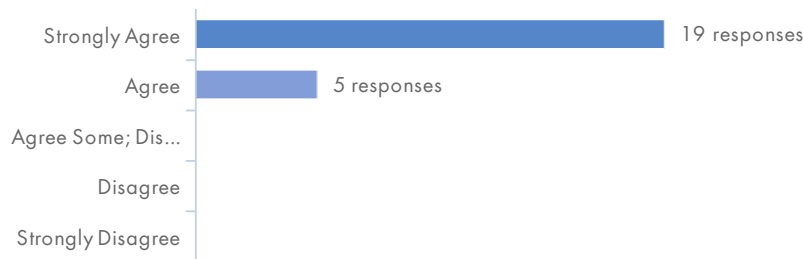
SCHOOL LEADERSHIP AND INVOLVEMENT

18. At school, decisions are made based on what is best for students.

Responded Favorably

100%

Distribution of Scores
(# of responses)



District Average

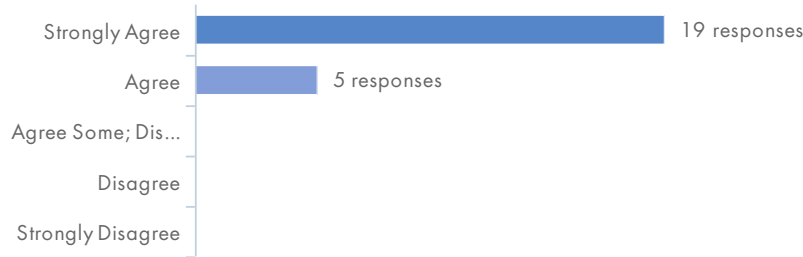
71%

19. I trust the principal will keep her/his word.

Responded Favorably

100%

Distribution of Scores
(# of responses)



District Average

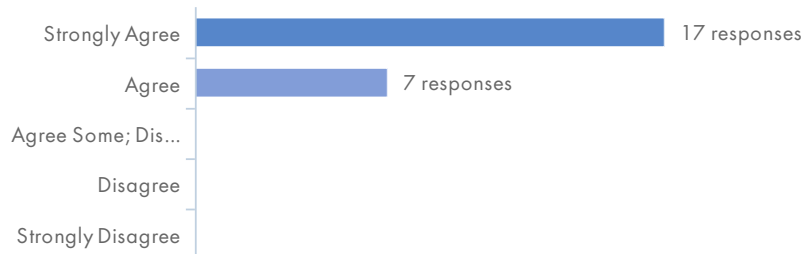
75%

20. The principal and other leaders in this school make good decisions.

Responded Favorably

100%

Distribution of Scores
(# of responses)



District Average

68%



SCHOOL LEADERSHIP AND INVOLVEMENT (CONTINUED)

21. The principal looks out for the personal welfare of school staff members.

Responded Favorably

100%

Distribution of Scores
(# of responses)



District Average

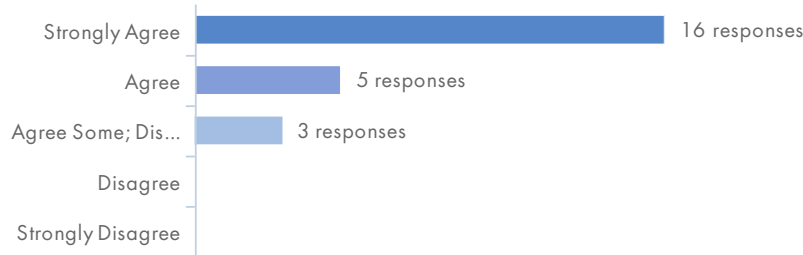
74%

22. I am satisfied with my involvement with decisionmaking at this school.

Responded Favorably

88%

Distribution of Scores
(# of responses)



District Average

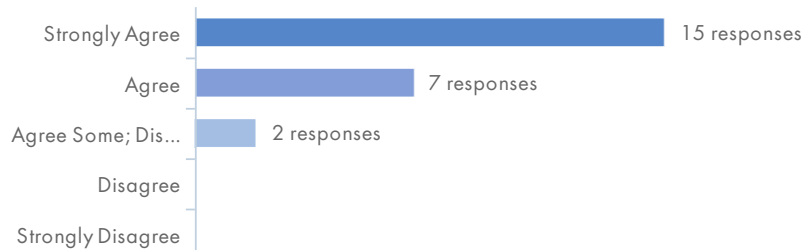
63%

23. When students break rules, they are treated fairly.

Responded Favorably

92%

Distribution of Scores
(# of responses)



District Average

64%



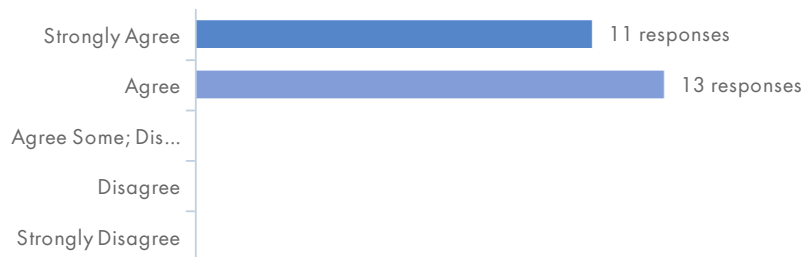
SCHOOL LEADERSHIP AND INVOLVEMENT (CONTINUED)

24. School staff members have a lot of informal opportunities to influence what happens here.

Responded Favorably

100%

Distribution of Scores
(# of responses)



District Average

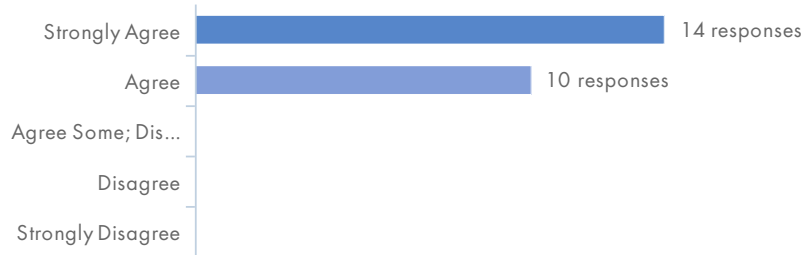
60%

25. The work rules at this school are fair.

Responded Favorably

100%

Distribution of Scores
(# of responses)



District Average

76%



STAFF ATTITUDES

26. The teachers at this school are good at their jobs.

Responded Favorably

96%

Distribution of Scores
(# of responses)



District Average

86%

27. Teachers here set high standards for themselves.

Responded Favorably

96%

Distribution of Scores
(# of responses)



District Average

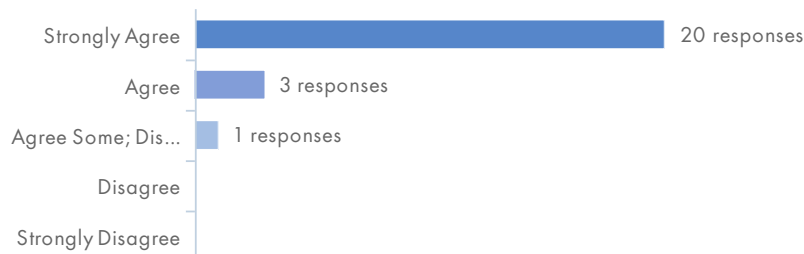
84%

28. In this school, staff members have a "can do" attitude.

Responded Favorably

96%

Distribution of Scores
(# of responses)



District Average

76%



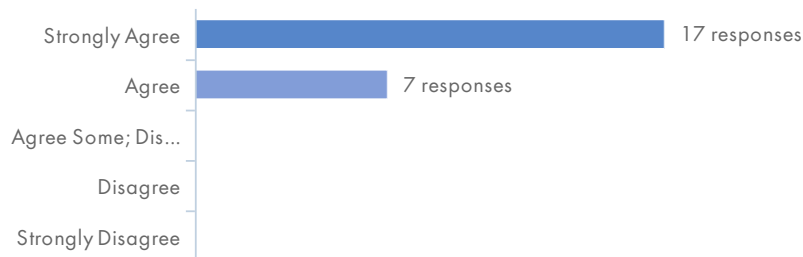
STAFF ATTITUDES (CONTINUED)

29. Teachers and school staff believe that ALL students can do good work.

Responded Favorably

100%

Distribution of Scores
(# of responses)



District Average

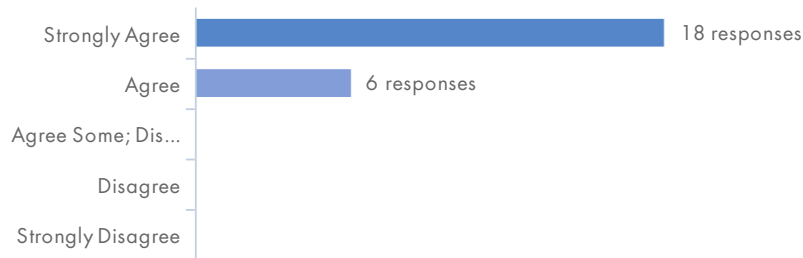
81%

30. Teachers here are nice people.

Responded Favorably

100%

Distribution of Scores
(# of responses)



District Average

87%



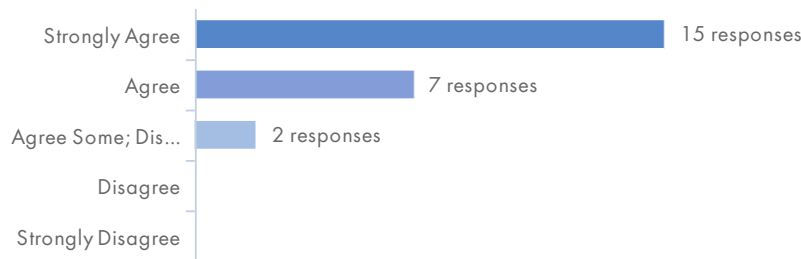
STUDENT INVOLVEMENT

31. In this school, students are given a chance to help make decisions.

Responded Favorably

92%

Distribution of Scores
(# of responses)



District Average

69%

32. Students are involved in helping to solve school problems.

Responded Favorably

71%

Distribution of Scores
(# of responses)



District Average

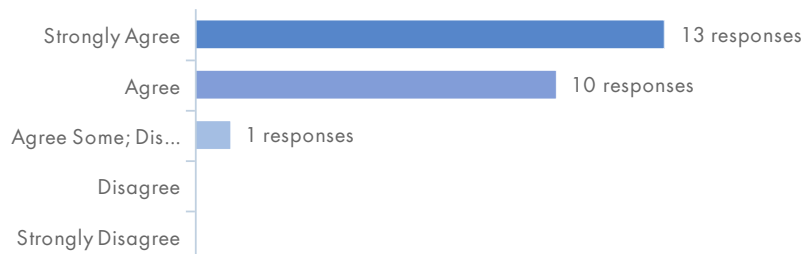
52%

33. The principal asks students about their ideas.

Responded Favorably

96%

Distribution of Scores
(# of responses)



District Average

67%

