



SCHOOL REPORT

BETANCES STEM MAGNET SCHOOL

PARENT SURVEY, SPRING 2014

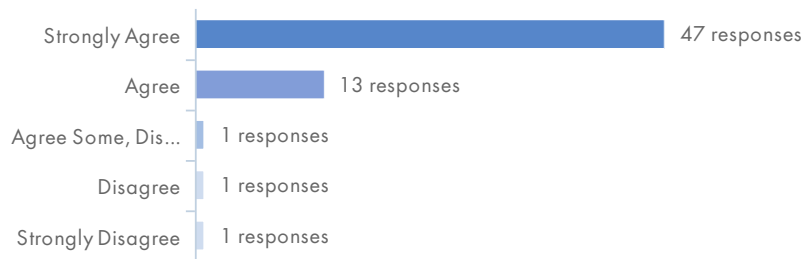
PARENT/GUARDIAN SURVEY

1. My child's school is a supportive and inviting place for students.

Responded Favorably

95%

Distribution of Scores
(# of responses)



District Average

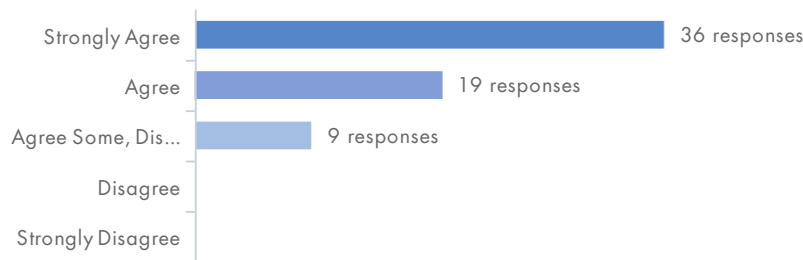
89%

2. My child is safe at school.

Responded Favorably

86%

Distribution of Scores
(# of responses)



District Average

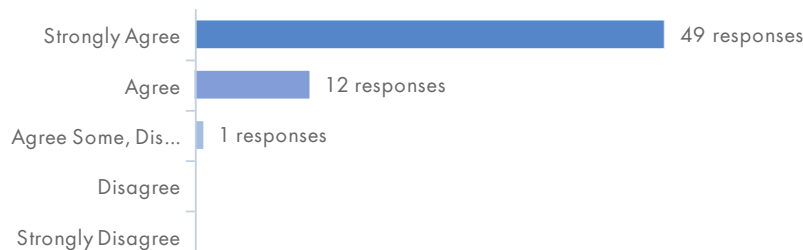
87%

3. I feel welcome at this school.

Responded Favorably

98%

Distribution of Scores
(# of responses)



District Average

90%



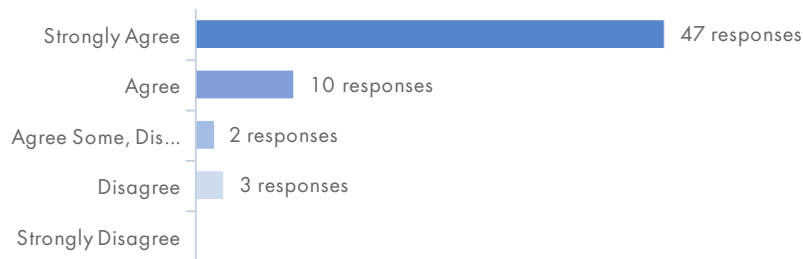
PARENT/GUARDIAN SURVEY (CONTINUED)

4. I am satisfied with communication with my child's teacher(s).

Responded Favorably

92%

Distribution of Scores
(# of responses)



District Average

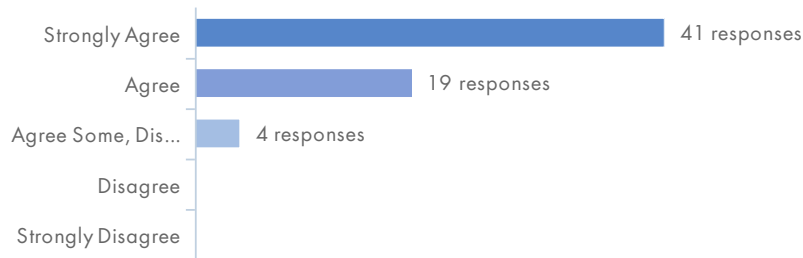
86%

5. My child is getting a good education at this school.

Responded Favorably

94%

Distribution of Scores
(# of responses)



District Average

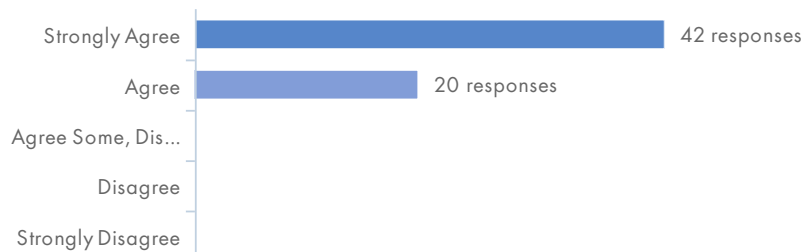
88%

6. My child is treated fairly at school.

Responded Favorably

100%

Distribution of Scores
(# of responses)



District Average

88%



PARENT/GUARDIAN SURVEY (CONTINUED)

7. My child likes his/her teachers.

Responded Favorably

97%

Distribution of Scores
(# of responses)



District Average

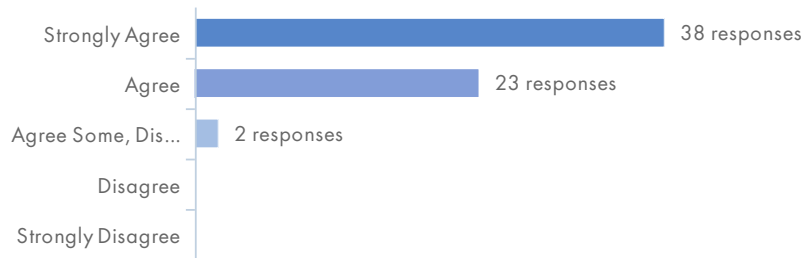
88%

8. At this school there are good supports for all children, including children with learning difficulties.

Responded Favorably

97%

Distribution of Scores
(# of responses)



District Average

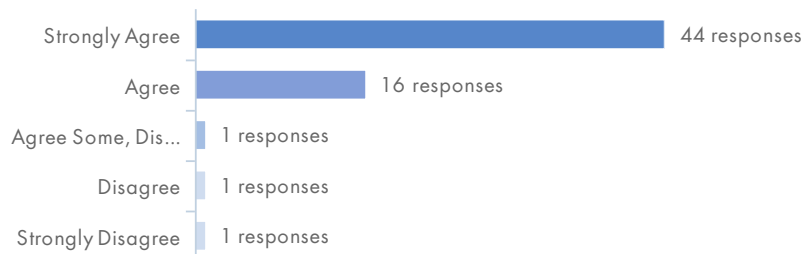
85%

9. This school is a supportive and inviting place for parents/guardians.

Responded Favorably

95%

Distribution of Scores
(# of responses)



District Average

88%



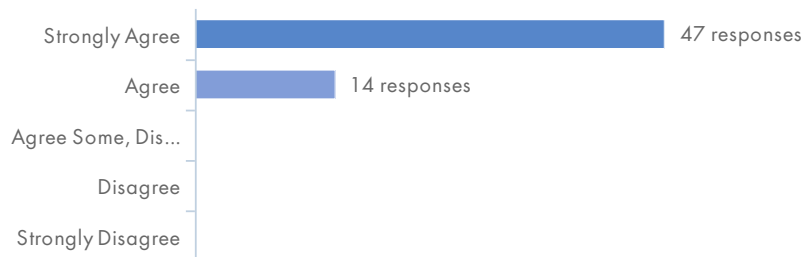
PARENT/GUARDIAN SURVEY (CONTINUED)

10. Adults at the school respect cultural diversity.

Responded Favorably

100%

Distribution of Scores
(# of responses)



District Average

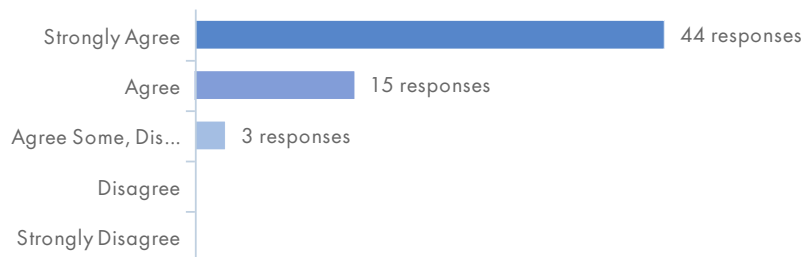
90%

11. Adults at the school have high expectations of my child.

Responded Favorably

95%

Distribution of Scores
(# of responses)



District Average

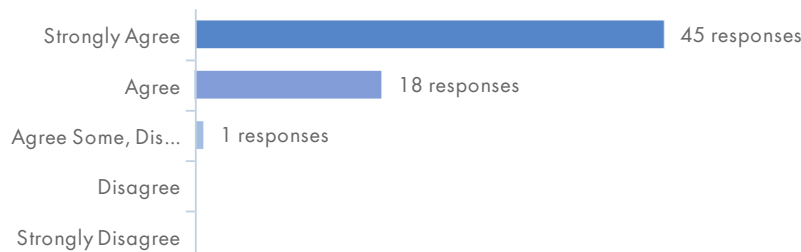
89%

12. Teachers at my child's school are interested in what I have to say.

Responded Favorably

98%

Distribution of Scores
(# of responses)



District Average

87%



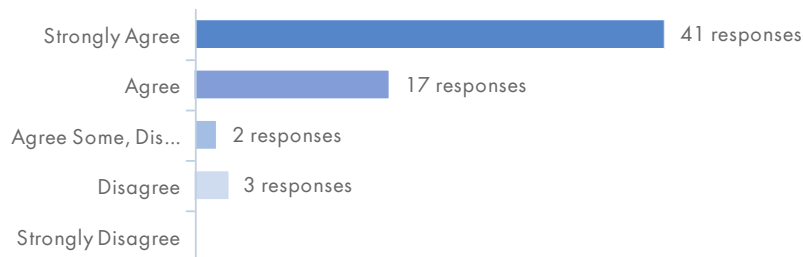
PARENT/GUARDIAN SURVEY (CONTINUED)

13. I feel like I am actively involved in my child's education.

Responded Favorably

92%

Distribution of Scores
(# of responses)



District Average

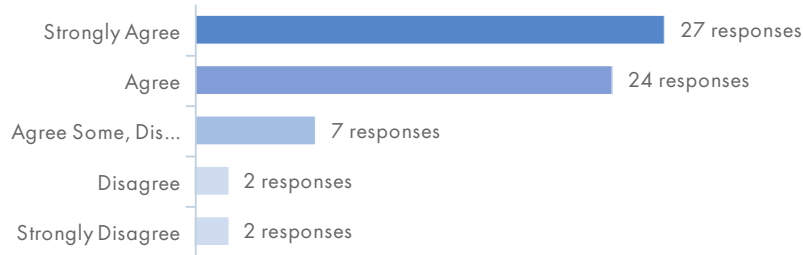
90%

14. The District's school calendar meets the needs of my child and our family.

Responded Favorably

82%

Distribution of Scores
(# of responses)



District Average

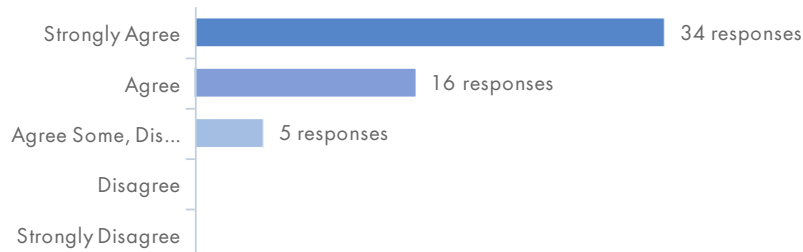
84%

15. I believe my child is receiving a quality education at this school.

Responded Favorably

91%

Distribution of Scores
(# of responses)



District Average

88%





PARENT SURVEY



PARENT SURVEY
BETANCES STEM MAGNET SCHOOL
HARTFORD

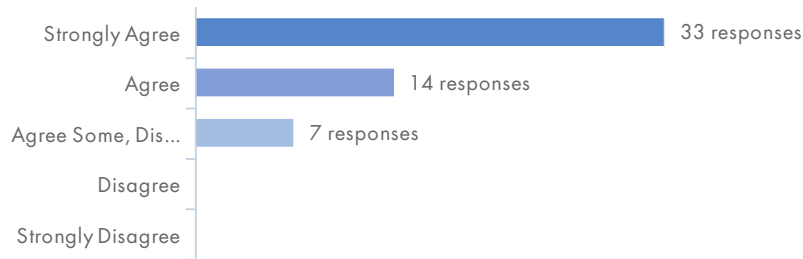
PARENT/GUARDIAN SURVEY (CONTINUED)

16. I would recommend this school to other parents/guardians.

Responded Favorably

87%

Distribution of Scores
(# of responses)



District Average

85%

